

Technical specifications DCNEM-A-A130-5

250V32A Model 3 Charging cable with type 1 vehicle connector, used for AC charging interface charging of USA standard electric vehicle.

Product description

Used for USA AC charging

Advantages

- ☑ Streamlined design with beautiful appearance
- ☑ The shell is designed as a whole
- ☑ The contacts of power terminal and signal terminal are silver plated
- ☑ Enterprise has passed ISO 9001:2015
- ☑ Ergonomic design at the handle, antiskid treatment
- ☑ The product has passed CE certification and its performance is safe and reliable.
- ☑ Multiple seal structure design, excellent waterproof performance
- ☑ Products are available in many colors and can be customized according to requirements

Technical parameter

Product definition

Product type	Model 3 Charging cable with type 1 vehicle connector
Type	The color of the cable is back/orange
Standards / procedures	SAE/J 1772-2010&IEC62196-2014
	IEC61851-2017
Voltage type	AC
Charging mode/case type	Mode 3, case C

Size

Length of vehicle connector	236mm
Width of vehicle connector	55mm
Height of vehicle connector	150mm
Cable length	5m(Reference)

Technical parameter

Size

Length of plug	N/A
Width of plug	N/A
Height of plug	N/A
Cable length	N/A

Environment condition

Ambient temperature (operation)	-30 °C 50 °C
Ambient temperature (storage / transportation)	-40 °C 80
Maximum altitude	2000m
IP code	IP54 (Unmated)
	IP55(Mated)

Electrical characteristics

Charging power	8KW
Phase number	Single-phase
Number of power pins	3pcs(L1,N, PE)
Rated current of high power contact	32A
Rated voltage of power contact	250 V AC
Number of signal contacts	2pcs (CP, PP)
Rated current of signal contact	2 A
Rated voltage of signal contact	30 VAC
Signal transmission type	PWM
Precautions in connection method	Crimp connection, do not disconnect
R6 resistance	150Ω
R7 resistance	330Ω
RC resistance	N/A

Mechanical properties

Insertion / extraction times	> 10000
Insertion force	< 100N
extraction force	< 100N

Structural characteristics

Shell color	Black / White
Insulator color	Black
Contact color	silvery
Cover color	Black
Customized type	According to customer requirements

Technical parameter

Material

Shell material	Plastic
Contact material	Copper
Button material	Kirsite
Seal material	rubber
Insulator material	Plastic
Flame retardant grade	V0
Contact surface material	Ag

Cable

Cable structure	3 x 6.0mm ² + 2 x 0.5mm ² (Reference)
Wiring standards / specifications	IEC 61851-2017
Wiring authentication	UL/TUV
Cable outer diameter	16.5mm ±0.5 mm(Reference)
Cable Type	Straight type
Outer sheath, material	TPE(Reference)
Outer jacket, color	Black / orange(Reference)
Minimum bending radius	15 x diameter

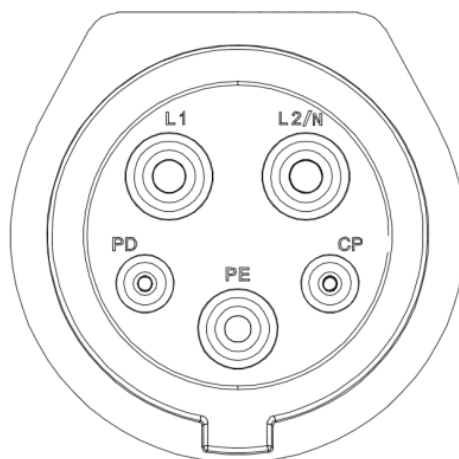
Locking device

Locking type	Electronic locking
--------------	--------------------

Environmental protection requirements

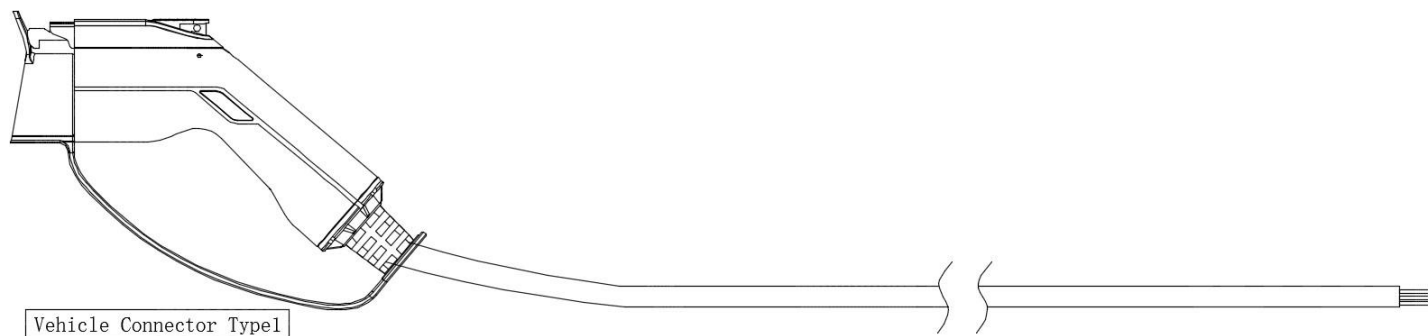
REACH SVHC	Lead 7439-92-1
China RoHS	Environmental protection service life= 10;

Product drawing



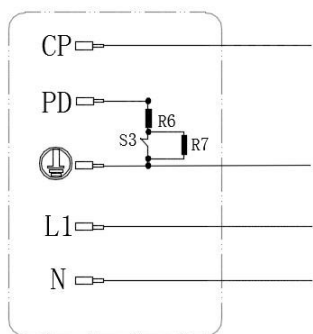
Layout of type 1 vehicle connector pins

Product drawing

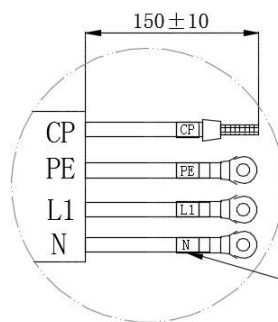


Vehicle Connector Type1

Vehicle Connector wiring diagram



Vehicle Connector Tail wiring diagram

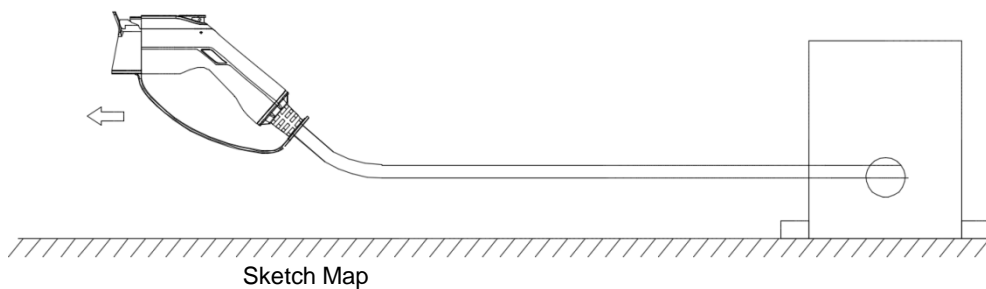


Cables should be fitted with marking tubes

Mode 3 charging cable with type 1 vehicle connector

Operation guide

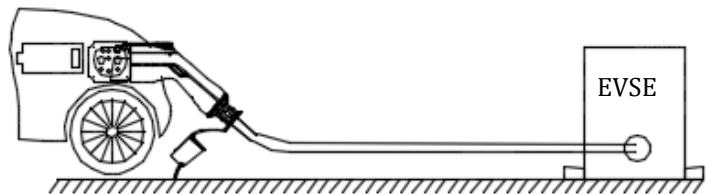
Step 1: Pull out the cover



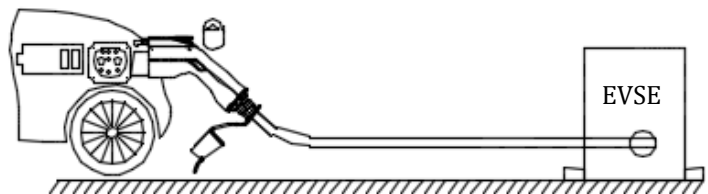
Sketch Map

Operation guide

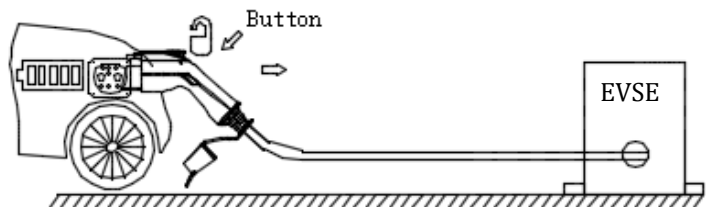
Step 2: Mating the charging plug into the socket



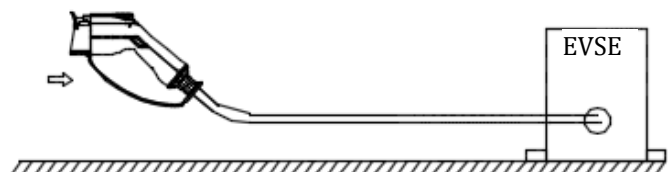
Step 3: Start charging



Step 4: After charging, press the button and pull out the charging plug



Step 5: Pull on the cover



Sketch Map

Enclosure (Optional, see the corresponding specifications for details)

Hanging plug empty socket - DCNEM-A-F000-0



Used in charging post or charging station, fixed charging plug

Vehicle inlet-DCNEM-A-F13L-3



It is installed on the electric vehicle and used for charging the electric vehicle, compatible with the charging plug, conforming to SAE J1772-2010, 250V16A, with a wirelength of 0.7m, rear installation mode and screw connection.